



# PRE-UNI NEW COLLEGE

Head Office: 5 The Crescent, Strathfield NSW 2135 PH: 9746 7000 FAX: 9746 6999  
Email: [info@newcollege.edu.au](mailto:info@newcollege.edu.au) Website: [nsw.newcollege.com.au](http://nsw.newcollege.com.au) / [www.cyberschool.com.au](http://www.cyberschool.com.au)

---

## Welcome to Pre-Uni New College Cyberschool!



Cyberschool is a special e-learning website ([www.cyberschool.com.au](http://www.cyberschool.com.au)) hosted by Pre-Uni New College and provides the extensive educational services to help students revise their entire Pre-Uni New College class work. Students can register for their own Cyberschool account to access its services.

Services vary depending on the course registered, and each service has its due date so students should enjoy all provided services until expiry as there is no extension.

Once registered Year 4 OCTTC Course, students can:

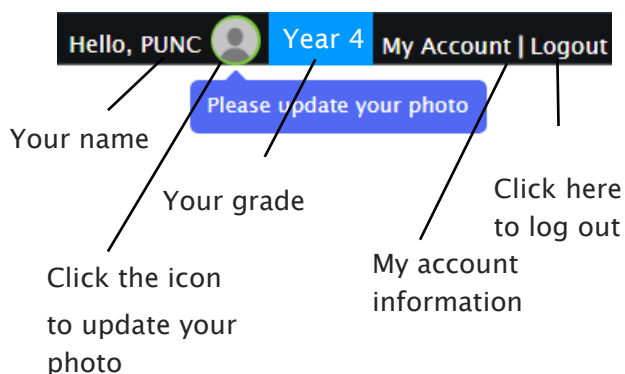
- try **OCTTC Challenge** to review up to 15 questions missed in MR/TS tests the following week.
- attempt **Vocabulary Practice Tests** to build strong vocabulary skills.
- download **Module Answers** of Reading week's Workbook during the term.
- try **GA Practice for Scholarship Test** for more practice during the term.
- try **Reading 310** for more practice during the term.

## How can I get my Cyberschool account?

1. Go to [www.cyberschool.com.au](http://www.cyberschool.com.au).
2. Click 'Register' on the top right corner of the main page.



3. Enter your student id number, date of birth and email address in the registration fields. Click the 'Submit' button.
4. Once you have submitted, you will be given a verification email, where it will contain the activation link.
5. Check your email inbox to find the verification email from the Cyberschool team. **If you can't find it in your inbox, check the junk folder. It will be there, if so, unmark it as junk.**
6. Click on the activation link. **If the link doesn't work, copy and paste the link into the address bar of your internet browser and press the enter key.**
7. The link will open a window for password creation (Sign Up) page. Enter your desired password twice in the following fields and click Submit.
8. Once registered, you will be logged into the site. The login status bar is located on the top right of the page which looks like Fig 1 below. If you want to log out, click 'Logout'.
9. Next time you want to log in, click 'Login' and enter your student number and password.



## I forgot my password.

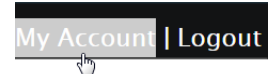
1. Click 'Login' at the top right of the page.



2. Click 'Forgot your password?' menu next to the Login button.
3. Enter your student id number, date of birth, email address and click 'Submit'.
4. Check your email account for your temporary password.
5. Log on to the Cyberschool with your temporary password.

## How can I change my password?

1. Log on to the Cyberschool and click 'My Account' on the top right corner of the main page.



2. Click 'Change my password' menu and enter new password twice then click 'Submit'.
3. A confirmation message will appear.

Scan the code below to check out how to register for the Cyberschool website!

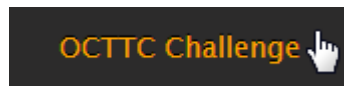


**Year 4 Opportunity Class Trial Test Course (OCTTC)**

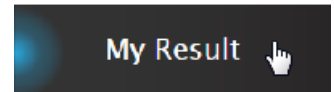
**How to Access the OCTTC M.R./T.S. Review (OCTTC Challenge)**

**How to Access My OCTTC Result Page**

1. Log on to the Cyberschool using your student number and password.
2. [Fig. 1] Click ‘OCTTC Challenge’ under ‘Test Review’ menu in the top menu bar.
3. Read and agree to the Conditions of Use.
4. OCTTC Challenge page will appear with the test number and challenge (retest/review) period.
5. Click on the test subject – Mathematical Reasoning or Thinking Skills.
6. Click ‘Start Retest’ button to begin the retest. Attempt the questions under the test condition and click Finish to check the result.
7. Revise and retry the questions (using Review & Try Again buttons) until you got all correct answers.



1. Click ‘My Result’ under ‘My Page’ menu in the top menu bar.



2. [Fig. 2] Click ‘OC Trial Test Course’ tab. You will then be able to see following information.
  - component & overall score of the test
  - your test report (online version)
  - your ranking in the test (one week later)
  - OCTTC review link (when applicable)
3. [Fig. 3] Click Youtube video link at the description for more explanation.

[Fig. 1]

| No.      | Time Retest      | Raw Score | Score (%) | Wrong Question Number | Action |
|----------|------------------|-----------|-----------|-----------------------|--------|
| Retest 1 | 14:34 04/10/2022 | 1/5       | 20%       | 5 7 26 34             |        |
| Retest 2 | 14:36 04/10/2022 | 0/4       | 0%        | 5 7 26 34             |        |
| Retest 3 | 14:37 04/10/2022 | 1/4       | 25%       | 5 7 34                |        |
| Retest 4 | 14:39 04/10/2022 | 1/3       | 33%       |                       |        |
| Retest 5 | 16:51 04/10/2022 | 0/2       | 0%        |                       |        |
| Retest 6 | 16:52 04/10/2022 | 2/2       | 100%      |                       | Review |

[Fig. 2]

## My Result

| OC Trial Test Course | Reading |         | M.R.  |         | T.S.  |         | Overall |         |
|----------------------|---------|---------|-------|---------|-------|---------|---------|---------|
|                      | Score   | Ranking | Score | Ranking | Score | Ranking | Score   | Ranking |
| OCTTC No.1           | 30/30   | 1/677   | 29/30 | 1/677   | 26/30 | 1/672   | 95/100  | 1/681   |
| OCTTC No.2           | 29/30   | 1/752   | 29/30 | 1/752   | 29/30 | 1/752   | 97/100  | 1/752   |

\* Overall score (Maximum score: 100) = Reading (33.3%) + M.R.(33.3%) + T.S.(33.3%)

Overall score in the OCTTC.

Your ranking in the test / total number of test-takers.

## 2023 OC Trial Test Report

Click the icon to print each subject's test report.



Academic Success with  
**PRE-UNI NEW COLLEGE**

Website: [www.newcollege.com.au](http://www.newcollege.com.au)  
Email: [info@newcollege.com.au](mailto:info@newcollege.com.au)

### 2023 OC Trial Test Report (Reading)

|                       |                                       |
|-----------------------|---------------------------------------|
| <b>Student Name:</b>  | <b>Your Score: 76% (19 out of 25)</b> |
| <b>Student ID:</b>    | <b>Test Average: 55%</b>              |
| <b>Test Number: 1</b> | <b>Print Date:</b>                    |

| Mark           | Category              | Description                   | Mark          | Category    | Description                     |
|----------------|-----------------------|-------------------------------|---------------|-------------|---------------------------------|
| 1. A ✓ (65%)   | Reading Comprehension | Narrative-Drawing Conclusions | 16. F ✓ (66%) | Gapped Text | Gapped Text-Drawing Conclusions |
| 2. A X D (65%) | Reading Comprehension | Narrative-Factual Information | 17. A ✓ (38%) | Gapped Text | Gapped Text-Drawing Conclusions |

[Fig. 3]

| No | Category                   | Description        | Correct (%) |
|----|----------------------------|--------------------|-------------|
| 1  | Identifying similarity     | Making conclusions | 100%        |
| 2  | Identifying similarity     | Arrangement        | 100%        |
| 3  | Detecting reasoning errors | Analysing argument | 91%         |
| 4  | Finding procedures         | Table & Graph      | 36%         |
| 5  | Relevant selections        | Table & Graph      | 68%         |
| 6  | Relevant selections        | Number operations  | 29%         |

Click the icon for more explanation.

## OCTTC Review & Test Result- FAQ

### **Q. How long can I attempt the OCTTC Challenge?**

A. You will have maximum of **seven (7) days** for each OCTTC Challenge – from the following week of each OCTTC M.R./T.S test week. Please check the challenge period in the OCTTC Challenge page and complete the retest within the period.

### **Q. I can't see any questions. What's the problem?**

A. The service automatically retrieves the M.R./T.S. questions you incorrectly answered in the recent OCTTC session, unless you didn't attend the test, or the test results haven't yet been recorded.

### **Q. How many questions are available for each challenge?**

A. It automatically retrieves the maximum of 15 questions per subject you answered incorrectly in the recent mathematical reasoning and thinking skills tests. The order of the questions varies depending on your test score and test average score.

### **Q. How many questions will I see in each retest?**

A. Each retest contains maximum of 5 questions and you have 2 minutes per question. After the 1<sup>st</sup> attempt, the next retest will show only the questions you got wrong.

### **Q. I can't see the 'Review' button.**

A. The 'Review' button will appear when you answered all questions correctly or after the second retest.

### **Q. I can see my test score, but not my rank.**

A. Your rank will be shown after gathering all other students' results, which usually takes one week of the test. Please check again on the following Saturday.

### **Q. When can I get my overall ranking and overall score?**

A. To be able to produce the correct overall score and ranking, we need to collect all test scores (Reading, Mathematical Reasoning and Thinking Skills) from all OCTTC students. Therefore, it usually takes two weeks. Please check them out two weeks later after your test.

### **Q. My Mathematical Reasoning score is 28. Does it mean I got 28% correct answers?**

A. No, it's your raw (original) test score – number of questions you answered correctly in the test. So, your Mathematical Reasoning score 28 means you got 80% (28 out of 35) correct answers.

### **Q. I discontinued my OCTTC. Can I still access my previous OCTTC results online?**

A. No, it's only available during your OCTTC enrolment period. When you resume your OCTTC, it will become available again.

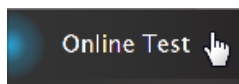
### What is Vocabulary Practice Test?

Building a strong vocabulary is critical as it leads to higher scores in the OC reading test. Year 4 OCTTC students are provided with the vocabulary list (attached on Workbook that distributed in class, during Reading test weeks.) for this reason. Students must memorise them all and attempt the vocabulary practice test within given period.

The vocabulary practice test will be uploaded on **the first day (Saturday) of Reading test week** and accessible for the **next two (2) weeks**. Students must attempt the test as soon as it's uploaded on Saturday and study it.

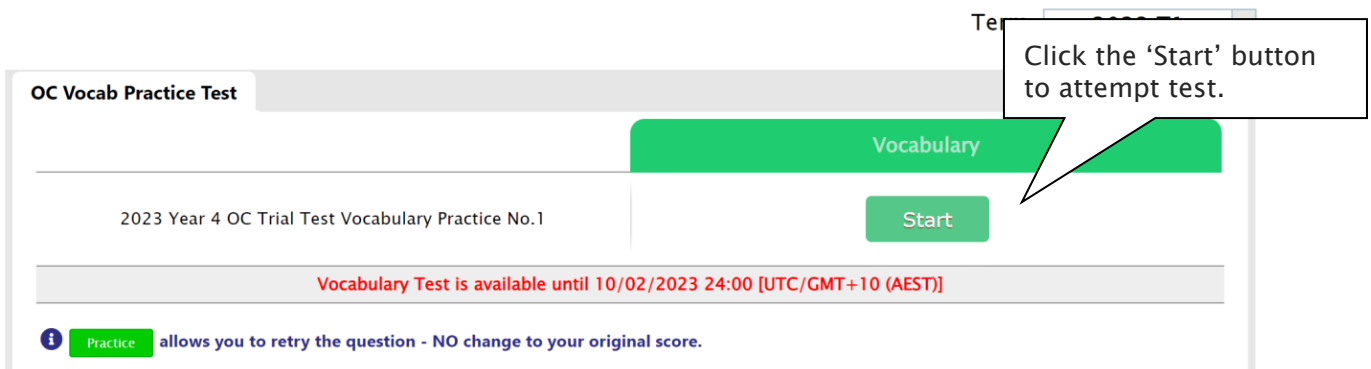
### How to Do Vocabulary Practice Test

1. Go to 'Online Test' below 'My Test' on the top menu bar.
2. Click 'OCTTC Vocab Practice Test' tab at the top of the test window. Click 'Start' button to begin the test. [Fig. 1]
3. Click 'Finish' button at the top right corner when completed the test.
4. Test results and review service are accessible at 'Online Test' section as well.
5. Reattempting test is available by clicking 'Practice' button next to the 'Test Review'. This will not affect to the original score. [Fig. 2]



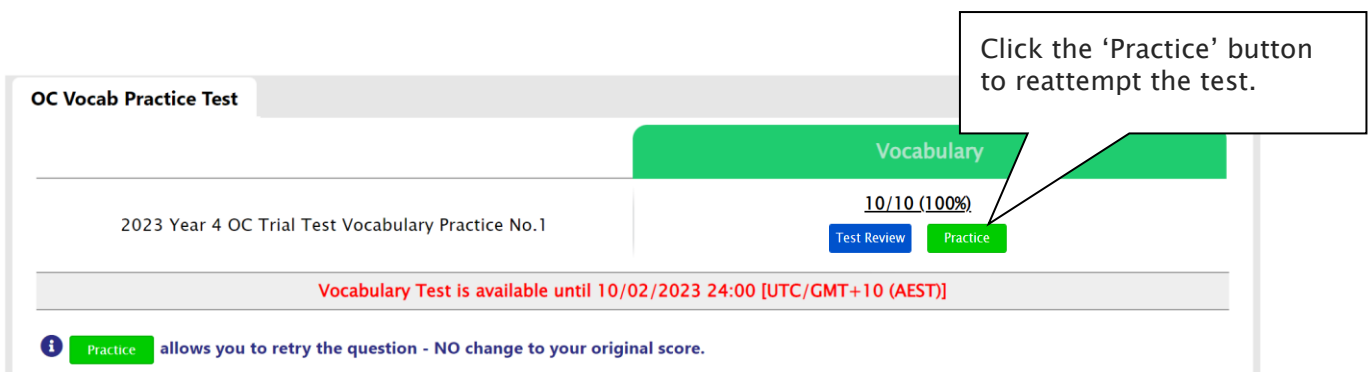
[Fig. 1]

### Online Test



[Fig. 2]

### Online Test

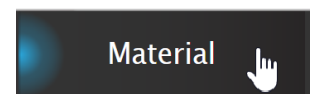


## How to Download Module Answer of Workbook

Workbook that contains vocabulary list, practice questions, different text type and its questions, and jumbled paragraph questions will be given in class during Reading test weeks. Module answer of this material will be provided for OCTTC students on the first day of the week. Answers will expire at the end of every term. Please note the date and remember to access them when available.

## How to Download the Worksheet

1. Go to 'Material' on the top menu bar and click 'Yr 4 OC Trial Test Course'. [Fig. 1]



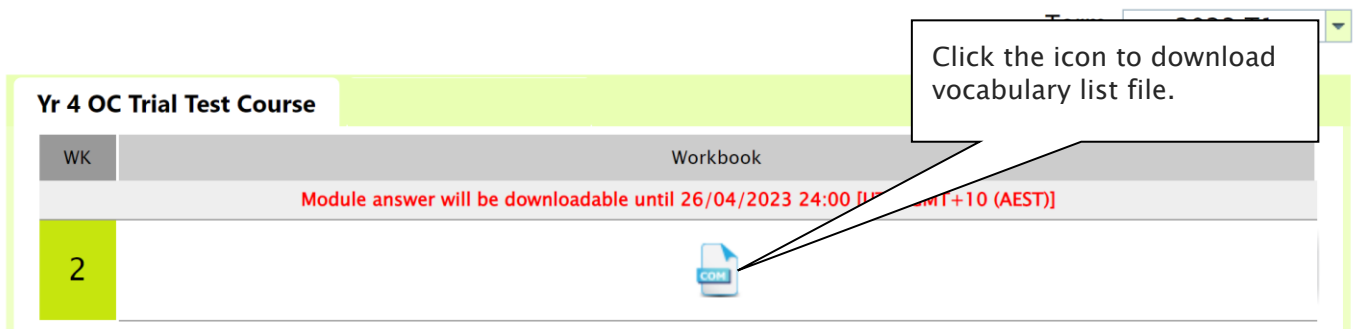
2. Download the PDF file within given period.

[Fig. 1]

---

## Material & Answer

\* Materials are available only during the term. Pre-Uni New College does not provide the previous term's materials.  
Please download and save the material files during the available period.



**What is GA Practice for Scholarship Test?**

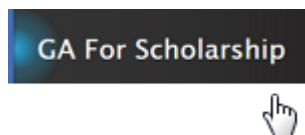
GA Practice for Scholarship Test is an online self-paced test practice that is designed for students who want to build a solid foundation for general ability skills, especially for the preparation of the AAS, ACER or Edutest private school scholarship tests.

The tests cover both verbal and non-verbal reasoning skills and each section is categorised into a comprehensive number of question types. By taking this tests, students will be able to do thorough study of almost all possible question types and complete a variety of practical, challenging and mind-stimulating questions.

Students currently taking our regular term course in NSW can take this course for free until the next term begins.

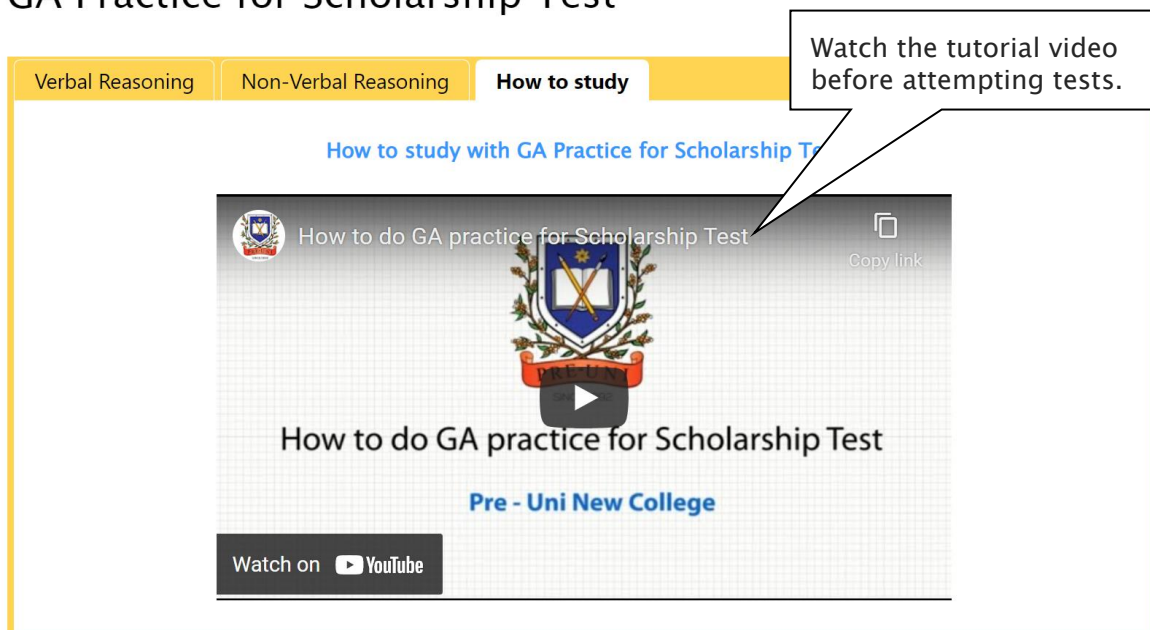
**How to Do GA Scholarship Test**

1. Click the 'GA for Scholarship' below 'My Test' on the top menu bar.
2. [Fig. 1] Watch the tutorial video that shows step-by-step instructions on how to access and take the test.
3. [Fig. 2] Click 'Start' of each category test.
4. Read the instructions and when you are ready, click 'Start.'
5. The questions will appear on the screen. When you finish all the questions, click the 'Finish' button at the bottom right corner.
6. [Fig. 3] Click the test score to review all questions. Reattempting test is available by clicking 'Re-Test' button.



[Fig. 1]

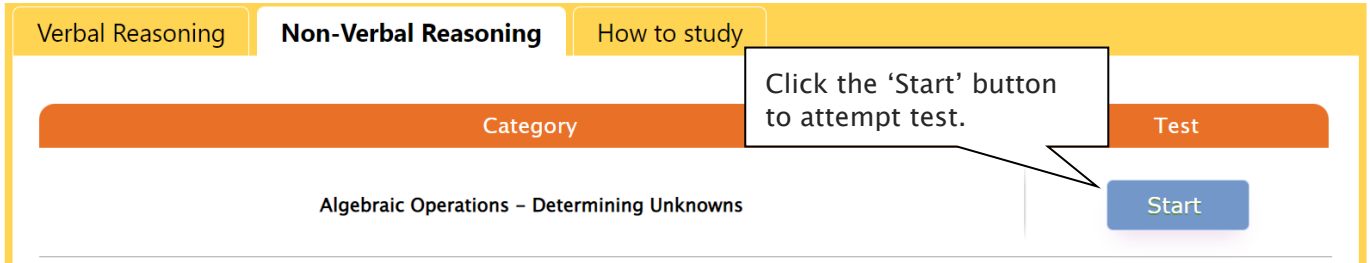
**GA Practice for Scholarship Test**





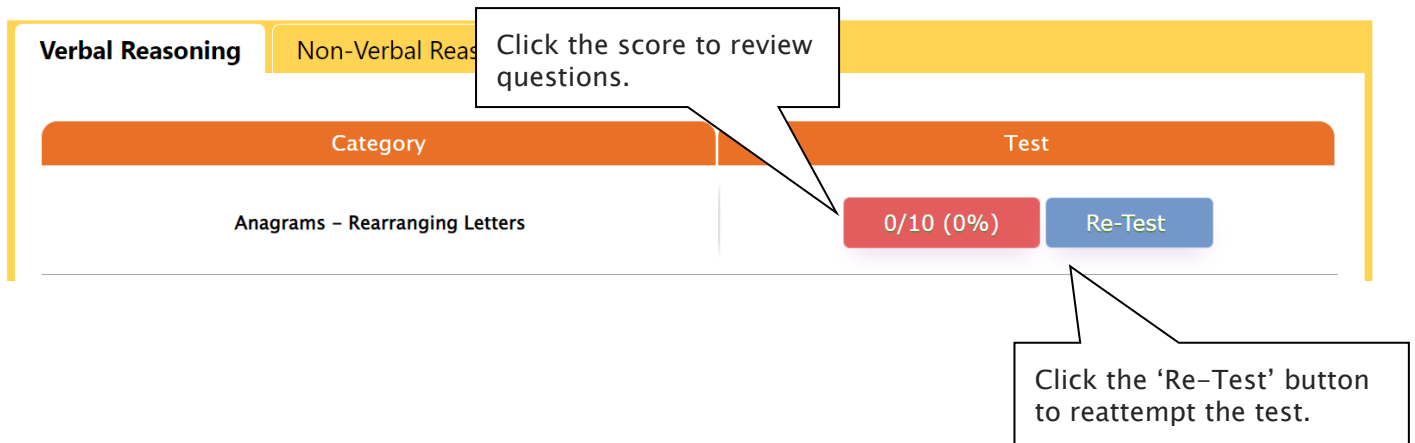
[Fig. 2]

## GA Practice for Scholarship Test



[Fig. 3]

## GA Practice for Scholarship Test



## What is Reading 310 Test?

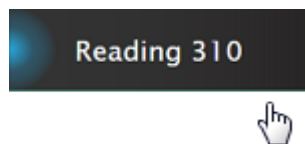
Reading 310 Test is an online self-paced test practice that is designed for students to help them enhance their reading comprehension skill for the preparation of selection tests like OC, selective school placement and private school scholarship tests.

Each test contains a comprehensive number of reading questions covering inference skills for reading with short passage, true/false, gapped texts etc. Students can log in to Cyberschool and attempt up to 10 tests during the term. By completing tests, students will be able to do thorough study of important question types and complete a variety of challenging reading skill questions.

Students currently taking our regular term course in NSW can take this course for free until the next term begins.

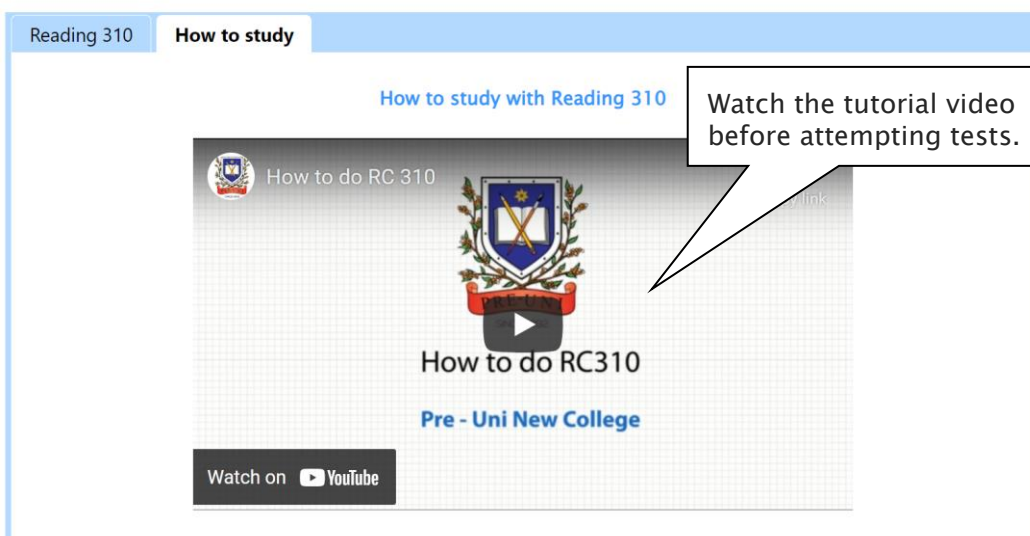
## How to Do Reading 310

1. Click the 'Reading 310' below 'My Test' on the top menu bar.
2. [Fig. 1] Watch the tutorial video that shows step-by-step instructions on how to access and take the test.
3. [Fig. 2] Click 'Start' of each test.
4. Read the instructions and when you are ready, click 'Start.'
5. The questions will appear on the screen. When you finish all the questions, click the 'Finish' button at the bottom right corner.
6. [Fig. 3] Click the test score to review all questions. Reattempting test is available by clicking 'Re-Test' button.



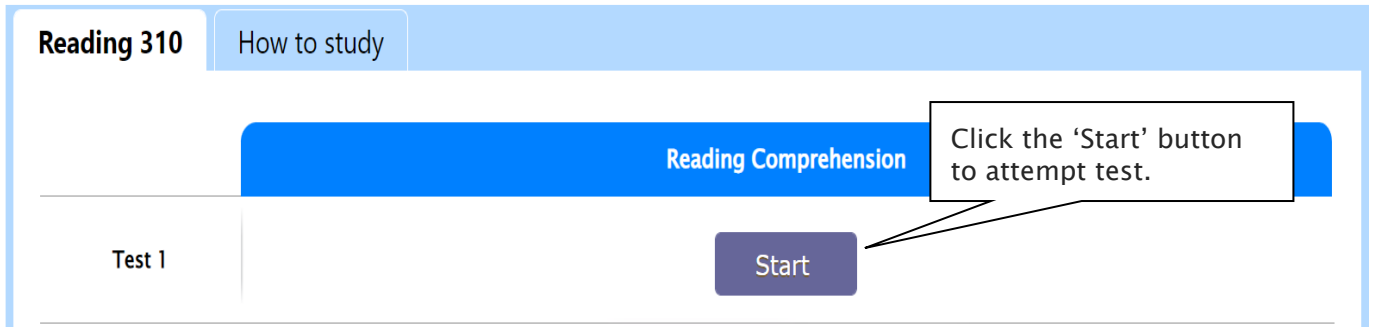
[Fig. 1]

### Reading 310



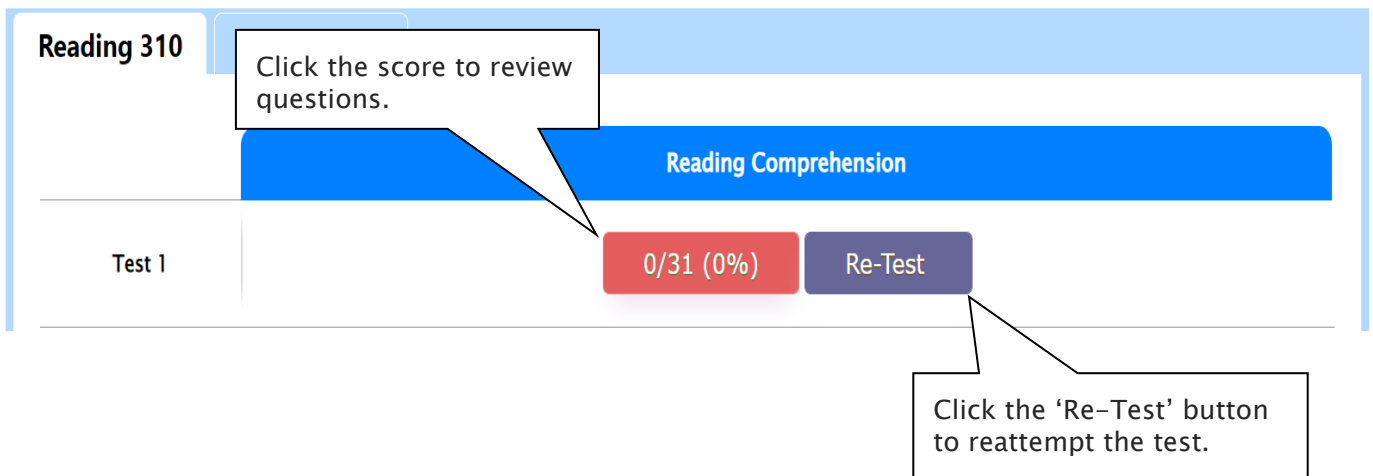
[Fig. 2]

## Reading 310



[Fig. 3]

## Reading 310



Below is the Overall Cyberschool Service Schedule for 2023 Term 2 OCTTC Course.

| Test Info          | Week   | Test Review (OCTTC Challenge)<br>Mathematical Reasoning &<br>Thinking Skills |             | Vocabulary Practice Test |             | Workbook<br>Module Answer | Ranking Available |
|--------------------|--------|--|-------------|--------------------------|-------------|---------------------------|-------------------|
|                    |        | Service Start  | Service End | Service Start            | Service End | Service Start             |                   |
| Test 11<br>Reading | Week 1 |  |             | 22/04/2023               | 05/05/2023  | 22/04/2023                | 29/04/2023        |
| Test 12<br>MR/TS   | Week 2 | 06/05/2023   | 12/05/2023  |                          |             |                           | 06/05/2023        |
| Test 12<br>Reading | Week 3 |  |             | 06/05/2023               | 19/05/2023  | 06/05/2023                | 13/05/2023        |
| Test 13<br>MR/TS   | Week 4 | 20/05/2023   | 26/05/2023  |                          |             |                           | 20/05/2023        |
| Test 13<br>Reading | Week 5 |  |             | 20/05/2023               | 02/06/2023  | 20/05/2023                | 27/05/2023        |
| Test 14<br>MR/TS   | Week 6 | 03/06/2023   | 09/06/2023  |                          |             |                           | 03/06/2023        |

| Test Info   | Week    | Test Review (OCTTC Challenge)<br>Mathematical Reasoning &<br>Thinking Skills |             | Vocabulary Practice Test |             | Workbook<br>Module Answer | Ranking Available |
|---|---------|--|-------------|--------------------------|-------------|---------------------------|-------------------|
|   |         | Service Start  | Service End | Service Start            | Service End | Service Start             |                   |
| Test 14<br>Reading  | Week 7  |  |             | 03/06/2023               | 16/06/2023  | 03/06/2023                | 10/06/2023        |
| Test 15<br>MR/TS  | Week 8  | 17/06/2023   | 23/06/2023  |                          |             |                           | 17/06/2023        |
| Test 15<br>Reading  | Week 9  |  |             | 17/06/2023               | 30/06/2023  | 17/06/2023                | 24/06/2023        |
| Test 16<br>MR/TS  | Week 10 | 01/07/2023   | 07/07/2023  |                          |             |                           | 01/07/2023        |
| Test 16<br>Reading  | Week 11 |  |             | 01/07/2023               | 14/07/2023  | 01/07/2023                | 08/07/2023        |
| <b>Workbook Module Answer will be available until 14<sup>th</sup> July 2023</b> |         |  |             |                          |             |                           |                   |

DISCLAIMER: DETAILS OF THE SERVICE SUBJECT TO CHANGE WITHOUT PRIOR NOTICE.